



## Review Article

# Enhancing Iron uptake and Alleviating Iron Toxicity in Wheat by Plant Growth-Promoting Bacteria: Theories and Practices

Le He<sup>1</sup>, Zonghao Yue<sup>1</sup>, Can Chen<sup>1</sup>, Chunyan Li<sup>1</sup>, Juan Li<sup>1</sup> and Zhongke Sun<sup>1,2\*</sup>

<sup>1</sup>College of Life Sciences and Agronomy, Zhoukou Normal University, 466001 Zhoukou, China

<sup>2</sup>College of Chemistry and Molecular Engineering, Zhengzhou University, 450003 Zhengzhou, China

\*For correspondence: [sunzh@daad-alumni.de](mailto:sunzh@daad-alumni.de)

Received 15 July 2019; Accepted 17 September 2019; Published 08 January 2020

## Abstract

Though iron is a rich mineral in soil, its bioavailability for many crops is low. Considering the vital role of iron in all organisms, iron deficiency (ID) is one of the most widespread and common nutritional problem in the world. The hidden hunger caused by ID seriously affects the quality of human life and economic development. As one of the major staple foods, wheat grain is in short of iron as well. Iron absorbing in wheat is mainly through its root by the strategy II which gets iron from the rhizosphere through the release and uptake of Fe-chelating mugineic acid phytosiderophores. Meanwhile, there are versatile bacteria lived in both the rhizosphere and indigenous region of wheat root. Many of them are commensalistic or termed plant growth-promoting bacteria (PGPB), needing iron for growth and work as well. Contrasting to wheat, bacteria uptakes both dissociative inorganic and associative organic iron combined with siderophores more efficiently, mainly through different ATP binding cassette transporters. Laboratory and field experiments showed many PGPB improve wheat iron uptake when iron is deficient by producing different metabolites and regulating transporters, which provided basis for a microbiological strategy to iron biofortification. On the other side, many PGPB reduced iron toxicity to wheat as their strong bioleaching capacity and negative regulation of iron uptake or transport when iron is plenty © 2020 Friends Science Publishers.

**Keywords:** Iron uptake; Iron deficiency; Iron toxicity; Wheat; PGPB

## Introduction

Iron (Fe) is an essential micronutrient as it plays important physiological and metabolic roles in plants. It exists in ferrous (Fe<sup>2+</sup>) and ferric (Fe<sup>3+</sup>) forms and both are important for the plant functions. It is required in critical amounts and its excess or deficiency may severely affect the plant growth. The plant growth promoting bacteria have the potential to improve the mineral nutrition of wheat when applied exogenously (Yaseen *et al.* 2018). This review focuses on the current state of knowledge on the Fe deficiency and toxicity and possible role of growth-promoting bacteria in minimizing iron toxicity in wheat.

### Iron in nature and iron deficiency in human

In nature, there are various forms of iron (Fe), *e.g.*, precipitated, dissociative; inorganic, organic; oxidized, reduced. However, the rich mineral of Fe in soils, particular in calcareous soils, is often in oxidized and precipitated forms, which are not readily bioavailable for many crops (Pereira *et al.* 2014; Cieschi *et al.* 2019). Meanwhile, versatile microorganisms presented in the rhizosphere and

indigenous region of plants influence Fe absorbing in plants. The plants and microbes have evolved various transporters to get Fe of varying forms from different habitats (Lau *et al.* 2015; Connorton *et al.* 2017; Zhang *et al.* 2017).

As a micronutrient, Fe is almost an essential ingredient in nearly all organisms. In human, plenty iron in diets is necessary as it controls normal red blood cell development and immune function, and involves in key metabolic reactions and multiple physiological functions (<http://www.fao.org/3/y2809e/y2809e0j.htm>, Chapter 13 Iron). However, iron deficiency (ID) is the most widespread and common nutritional problem in the world. Two billion people in the world are in an iron-deficient state and one-fifth of China's population is iron-deficient. ID is a leading cause of anemia and anemia affects cognitive development, reduces immunity, causes fatigue and particularly in the poor, women, and children (Stevens *et al.* 2013). The World Health Organization ranks ID as one of the top 10 health problems in modern times (W.H.O. 2016). It is estimated that about half of pregnant women will have ID-induced anemia, and about 50,000 pregnant women will have ID-induced dystocia. At the same time, ID has caused more than 40% of infants suffering from mental development in developing countries (<http://www.micronutrient.org>).

### Iron deficiency and iron toxicity in wheat

Wheat (*Triticum aestivum* L.) is one of the most important sources of calories and nutrients, including iron and zinc in the human diet, especially in developing countries. However, wheat is typically low in bioavailable Fe, contributing to ID in countries where wheat is consumed as a staple food (Balk *et al.* 2019). The low bioavailability of Fe is largely because of either the low content of Fe in seeds or the presence of phytates in mineral-rich bran fractions. For example, the mean content of Fe in grains of 198 wheat cultivars grown in France is only 29.1 mg/kg, which is much less than the recommended amount of 59 mg/kg (Baize *et al.* 2009). The majority wheat cultivars used for making bread and noodles also have lower Fe than recommended (Zhao *et al.* 2009). Although a few lines of wheat with high-iron content have been developed by conventional plant breeding (biofortification), this approach is failed in yield and has proved challenging (Beasley *et al.* 2019). Laboratory studies in transgenic wheat increased Fe contents significantly, but have low acceptability currently (Ludwig and Slamet-Loedin 2019). Therefore, improving wheat as a source of iron by other approaches is still necessary and important for sustainable agriculture.

On the other hand, less severely than inadequate iron for plant, iron toxicity becomes a threat in some regions. Several crop plants, including wheat, cannot tolerate excess iron, especially in acidic soils. For example, excess iron threatens plant growth in the humid tropical regions of Asia, Africa, and South America, where soils are often flooded or acidified (Guo *et al.* 2010; Khabaz-Saberi *et al.* 2010). Iron toxicity in shoot tissues of wheat has been observed and there is a strong negative correlation between iron concentration and dry weight of shoot in wheat (Setter *et al.* 2008; Khabaz-Saberi *et al.* 2010). It was also reported that excess iron inhibits root and shoot elongation and there is a linear relationship between iron exposure and wheat shoot elongation (Kumar *et al.* 2019). Also, excess iron adversely influences wheat grain yield (Khabaz-Saberi *et al.* 2012).

### Iron uptake and translocation in wheat

As found earlier, the monocotyledonous species, like *Triticum aestivum* L., needed higher Fe concentration to reach best growth than the dicotyledonous species did (Christ 1974). However, iron forms insoluble ferric Fe<sup>3+</sup> precipitates under aerobic conditions at neutral pH levels that are often unavailable for uptake by living organisms (Guerinot and Yi 1994). Gramineous plants get Fe from the rhizosphere mainly through the release and uptake of Fe-chelating mugineic acid phytosiderophores (MAs), a process known as strategy II Fe uptake (Li *et al.* 2016; Beasley *et al.* 2017).

It was reported that wheat uses strategy II to absorb iron, and the process is governed by complex mechanisms

(Brumbarova *et al.* 2015). Simply, wheat releases MAs to increase metal solubility greatly under ID stress, and afterwards chelates Fe<sup>3+</sup>. Then, the Fe<sup>3+</sup>-MAs complexes are taken up through a specific transport system in the root plasma membrane (Fig. 1a). Precisely, the Fe<sup>3+</sup>-MA complexes can be taken up into root cells by the YELLOW STRIPE 1 (YS1) and YELLOW STRIPE 1-like (YSL) transporters (Inoue *et al.* 2009; Lee *et al.* 2009). Other divalent metal transporters may also contribute to iron uptake in wheat. The ZIP (zinc-regulated transporter, iron-regulated transporter-like protein) family discovered as a homolog of *Arabidopsis* IRT1 transports various divalent metals, including Fe<sup>2+</sup> (Nakanishi *et al.* 2006; Kobayashi and Nishizawa 2012). Another family of transporters, NRAMP (natural resistance-associated macrophage protein), also transports similar divalent metals (Takahashi *et al.* 2011). However, a bit different from corn and barley, there is neither homologous YS1/YSL nor NRAMP in wheat. As summarized (Table 1), only three un-reviewed ZIP transporters are presented in the annotation dataset of *Triticum aestivum* proteome (<https://www.uniprot.org/uniprot/?query=proteome:UP000019116>). In all, recent progress in genome sequencing has improved our understanding of the genes involved in iron uptake (Zimin *et al.* 2017).

Fig. 1b schematically illustrated main processes for Fe translocation in wheat. Briefly, iron translocation includes three sequential steps, namely from soil to roots, and then from roots to shoots, last from stems to seeds (Jeong *et al.* 2017). Many transporters and regulators, including genes nicotianamine synthase (NAS) and nicotianamine aminotransferase (NAAT), responded for Fe translocation from roots to shoots (Connorton and Balk 2019). This process involves various steps, like passing through the casparian strip, xylem and phloem and moving toward the site of demand (Fe distribution). After transported from stems to grains, Fe was stored. Genes encoding ferritins and vacuolar iron transport (VIT) are responding for Fe accumulation. Frankly speaking, it is difficult to discover the precise contribution of each transporter and the detail process of iron uptake as well as translocation in wheat is still unknown.

### Iron uptake in plant growth-promoting bacteria

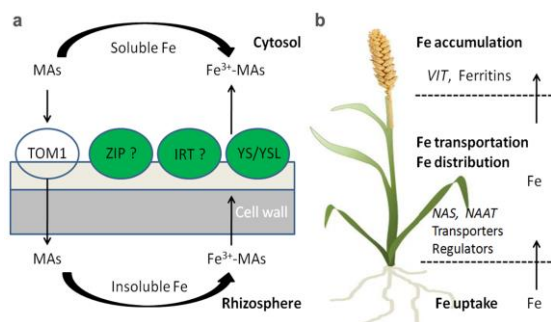
There are a large number of microorganisms in soil, the rhizosphere and within the tissues of plants. A diverse group of those microorganisms live in association with plants and stimulate the plant growth and/or reduce the incidence of plant disease, thereby termed plant growth-promoting bacteria (PGPB). Some PGPB promote plant nutrition by fixing nitrogen, dissolving phosphorus (Richardson *et al.* 2009). Some PGPB prevent pathogens and produce versatile metabolites through epiphytic or symbiotic relationships (Lee *et al.* 2018; Masum *et al.* 2018).

Owing to the insolubility in nature, bacteria are

**Table 1:** Potential iron transporters in wheat based on proteome data\*

Entry	Protein names	Gene names	Length	Status
Q5G1L7	Zinc transporter ZIP	?	360	un-reviewed
A0A1D6BHT7	ZIP metal ion transporter	ZTP29	277	un-reviewed
A9NIW8	Putative zinc transporter	ZIP1 TRAES_3BF074300090CFD_c1	355	un-reviewed

\*: <https://www.uniprot.org/uniprot/?query=proteome:UP000019116>



**Fig. 1:** Schematic representation of iron uptake and translocation in wheat: **a**, iron uptake by the strategy II mechanism; **b**, processes during iron translocation. MAs, mugineic acids; ZIP, zinc-regulated transporter; IRT, iron-regulated transporter; YS/YSL, yellow stripe 1 or yellow stripe 1-like; NAS, nicotianamine synthase; NAAT, nicotianamine aminotransferase; VIT, vacuolar iron transport. Note: figure 1b was prepared based on a recent publication with major modification (Connorton and Balk 2019)

confronted with a low availability of iron. The PGPB cope with ID using siderophores synthesized by themselves or other neighbor microbes (Braun and Hantke 2011). Differing from most other nutrients, iron compounds are tightly bound to proteins at the cell surfaces of bacteria. Bound iron is further translocated by specific proteins across the cell wall or the outer membrane. According to the forms of substrate, iron transport in wheat associated PGPB can be divided into two categories: inorganic iron and organic iron: the former includes dissociative  $Fe^{3+}$ ,  $Fe^{2+}$  compound, carbonyl iron; the latter includes ferric citrate and siderophores (Fig. 2). Secretion of siderophores and absorption of the combined organic iron is the main way for many bacteria in soils (Fukushima *et al.* 2013).

Bacillibactin is a common siderophore of bacilli that are representative wheat associated PGPB, and its synthesis needs adenosine vinyltransferase participation. However, this gene has been mutated in during evolution in many *Bacillus* sp., and only produce a pro-bacteriocin precursor with moderate affinity for  $Fe^{3+}$  (Segond *et al.* 2014). Despite there have been a few reports of siderophore production in *Bacillus* sp. and another PGPB, *Paenibacillus* spp., genomics analysis showed the siderophore synthesis gene cluster exists only on certain species (Raza and Shen 2010; Hertlein *et al.* 2014). The results suggest that these genes may be acquired in the late stage of evolution by horizontal gene transfer (Eastman *et al.* 2014; Xie *et al.* 2016). Therefore, gaining of a siderophore-dependent organic iron uptake system may provide competitiveness

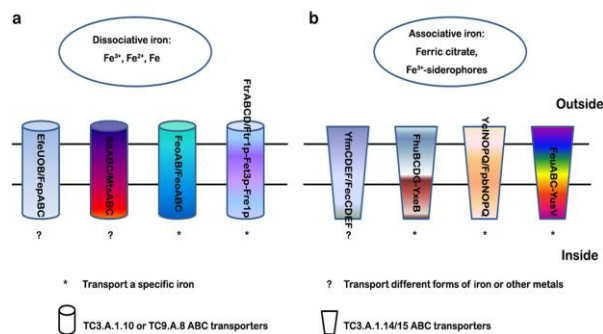
during bacteria-wheat communism and important for its plant growth-promoting properties.

For bacteria that do not produce siderophore, or in soils with high iron solubility in acidic environments, inorganic iron is a preferred source of iron (Cao *et al.* 2015). In addition, siderophores may be ineffective in anaerobic and/or acidic environments (Mishra *et al.* 2015). Therefore, getting inorganic iron by PGPB is equally important. However, because of extensive research on absorbing siderophores and heme, and the low abundance of inorganic iron in calcareous soils, little research has been done on the absorption of inorganic iron. So far, four inorganic iron transport systems have been reported: EfeUOB/FepABC, SitABC/MtsABC, FeoAB/FeoABC, Ftr1p-Fet3p-Fre1p/FtrABCD (Sheldon and Heinrichs 2015; Lau *et al.* 2015). EfeUOB/FepABC is a widely existing iron transport system, but because this system is involved in absorbing inorganic  $Fe^{3+}$ ,  $Fe^{2+}$  and heme, its substrate specificity is controversial (Miethke *et al.* 2013; Temtrirath *et al.* 2017). Similarly, SitABC/MtsABC can transfer of ferrous metals, manganese, and other divalent metals (Sun *et al.* 2009). FeoAB/FeoABC is a highly conserved  $Fe^{2+}$  absorption pump that forms a large complex in the inner membrane and is regulated by iron (Stevenson *et al.* 2016; O'Connor *et al.* 2017). Ftr1p-Fet3p-Fre1p/FtrABCD is a reductive, high-affinity  $Fe^{3+}$  transporter system found mostly in yeast and gram-negative bacteria (Kwok *et al.* 2006; Mathew *et al.* 2014).

Nevertheless, whether it is inorganic iron or organic chelated iron, PGPB mainly use ATP as energy to absorb iron through the ABC transport system (Sheldon and Heinrichs 2015). According to the classification of ABC transporter systems, inorganic iron is mainly absorbed by transporters in class TC3.A.1.10 and combined organic iron is mainly absorbed by transporters belongs to classes TC3.A.1.14/15 (Saier 2000). Alternatively, ferrous iron may also pass through cells by transporters of unknown classification (TC9.A.8). In the gram-positive model bacterium *B. subtilis*, these iron transport systems include EfeUOB that absorbs elemental or inorganic iron, YfmCDEF/FecCDEF that absorbs ferric citrate and combined iron-siderophores (ferric amine and iron pigment). While, FhuBCGD-YxeB, YcINOPQ/FpbNOPQ absorb siderophores petrobactin and FeuABC-YusV transport system absorbs siderophores bacillibactin (Pi and Helmann 2017).

### Potential mechanisms and application of plant growth-promoting bacteria for iron nutrition

Often, most wheat cultivars can neither get enough iron

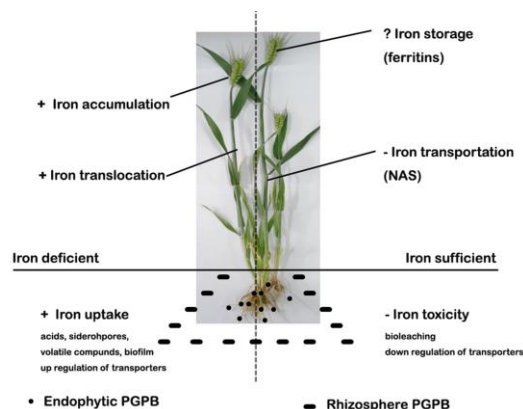


**Fig. 2:** Schematic representation of iron uptake in plant growth-promoting bacteria by some reported ATP binding cassette (ABC) transporter systems: **a**, uptake of inorganic iron (dissociative  $Fe^{3+}$ ,  $Fe^{2+}$ , Fe); **b**, uptake of organic iron (associative ferric citrate and iron-siderophores)

from calcareous soils nor tolerant excess iron in acidic soils. Therefore, there is an urgent need to increase the ability of wheat to uptake or absorb iron and to resist iron toxicity from different soils (Jin *et al.* 2014). Like a coin has two sides, wheat may suffer from either ID or iron sufficiency (Fig. 3). In brief, when iron is deficient, PGPB either in the rhizosphere or endophytic regions, may improve iron uptake in root, speed iron translocation in stem, and increase iron accumulation in grains. While, when iron is plenty, PGPB may bioleach excess iron in soil, regulate iron uptake and transportation, and up-regulate ferritin expression to improve iron storage. Details mechanisms and examples on how PGPB help plant cope with these two adverse conditions were discussed in following sections.

### Enhancing Fe uptake by plant growth-promoting bacteria

Currently, there are many PGPB applied widely for improving nutrition absorption in various plants. PGPB secrete different signals and trigger the secretion of phytosiderophores and hormones in plants, which may regulate iron uptake (Roesti *et al.* 2006). Bacteria themselves can produce siderophores, organic acids, volatile compounds, and form biofilm (Liu *et al.* 2017; Sah *et al.* 2017). All these molecules solubilize and mobilize iron in soils, improving the bioavailability of iron for plants. It is also possible that bacteria activate genes involved in iron deficiency in plant. For example, *Paenibacillus polymyxa* BFKC01 significant increases plant release of phenolic compounds by activating membrane-bound iron chelate reductase *fro2* and divalent metal transporter *irt1* and related genes (Zhou *et al.* 2016). In fact, it has been widely recognized that *Bacillus* spp. and *Paenibacillus* spp. play important roles in aiding plants to gain iron or to cope with iron shortage (Freitas *et al.* 2015; Verma *et al.* 2016). Inoculation of PGPB, including *B. altitudinis*, can increase minerals in grains of chickpeas and pigeonpeas, *e.g.*, increasing Fe content by 12–18% (Gopalakrishnan *et al.*



**Fig. 3:** Potential mechanisms and applications of plant growth-promoting bacteria in wheat: PGPB improve iron uptake when iron deficient (left side); PGPB reduce iron toxicity when iron sufficient (right side). +, improve; -, decrease; ?, unknown effect; NAS, nicotianamine synthase gene

2016). Inoculation with *B. pichinotyi* increased the selenium content of the grain by 167% and Fe content by 70% (Yasin *et al.* 2015). However, the use of genetic engineered PGPB to improve Fe content in wheat grains has not been reported.

### Alleviating Fe toxicity by plant growth-promoting bacteria

Some PGPB can also help plants resist abiotic stresses, including heavy metals and are therefore used to help plants growth in contaminated soils (Jin *et al.* 2014). Under excess iron, a rhizobacterium *Paenibacillus* spp. FeS53 protected different rice cultivars grow and nutrient uptake to normal levels, showing the bacterium can mitigate iron toxicity in rice (Souza *et al.* 2015). Endophytic PGPB are more potent due to less environmental impact and higher colonization capacity in plants. *Bacillus* spp. are either rhizobacteria or endophytes that can be widely isolated from wheat, not only improving iron nutrition but also protecting plants from iron stress and toxicity (Zhou *et al.* 2018 2019). So, to understand how PGPB influence iron mobilization and its uptake by plants in metal-polluted soils is critical.

Siderophores producing microbes in soils are believed to play an important role in heavy metal phytoextraction. Microbial siderophores were used as metal chelating agents that regulate the availability of iron in plant rhizosphere (Sharma *et al.* 2015). Recent studies also suggested that inoculation with beneficial microbes relieved heavy metal toxicity by increasing the activities of antioxidant enzymes in plants (Pérez-Montaña *et al.* 2014). We had isolated a series of endophytic bacteria from wheat roots. One of the isolates, *B. altitudinis* WR10 has a strong ability to absorb iron and improves iron tolerance in wheat by up-regulating the expression of ferritin-encoding genes (Sun *et al.* 2017). The strain produces indole acetic acid (IAA) and siderophores and has high phytase and 1-aminocyclopropane-1-carboxylate deaminase activities

**Table 2:** Examples of plant growth-promoting bacteria enhancing wheat iron uptake and iron fortification

PGPB	Treatment	Tissue	Iron increase	Study conditions	Reference
<i>B. M-3</i>	Information unavailable	leaf, grain, straw	90-105%	Turkey, field experiment	Turan <i>et al.</i> (2010)
<i>P. jessenii</i> , <i>P. synxantha</i> , and AMF	10 <sup>5</sup> -10 <sup>6</sup> CFU bacteria per seed, 20 infectious propagules per seed, seed encapsulation	grain	30%	India, field experiment	Mäder <i>et al.</i> (2011)
<i>B. spp.</i> AW1, <i>Providencia</i> sp. AW5 and <i>Brevundimonas</i> spp. AW7	10 <sup>9</sup> CFU/mL, mixed with charcoal: soil (3:1), prior to sowing of seeds	grain	107-144%	India, pot experiment	Rana <i>et al.</i> (2012)
<i>B. megaterium</i> , <i>Arthrobacter chlorophenolicus</i> , and <i>Enterobacter</i> spp.	10 <sup>7</sup> CFU/mL, co-incubation for 30 minutes before seeding	grain	42-49%	India, pot and field experiments	Kumar <i>et al.</i> (2014)
<i>Serratia marcescens</i> , <i>Microbacterium arborescens</i> , and <i>Enterobacter</i> spp.	10 <sup>7</sup> -10 <sup>8</sup> CFU per seed, co-incubation for 5 days before seeding	grain	16-18%	India, pot and field experiments	Kumar <i>et al.</i> (2017)
<i>P. putida</i>	extracted bacterial siderophores, co-incubation with seedlings	root	51-90%	Iran, hydroponic culture	Rasouli-Sadaghiani <i>et al.</i> (2014)
<i>Arthrobacter</i> spp. and <i>Lysinibacillus fusiformis</i>	iron fortified bacterial siderophore, foliar application during flowering	grain	200%	India, field experiment	Sharma <i>et al.</i> (2019)

Note: AMF, Arbuscular mycorrhizal fungi; *B.*, *Bacillus*; *P.*, *Pseudomonas*

(Yue *et al.* 2019). Therefore, its potential on alleviating iron toxicity can be expected.

### Enhanced iron biofortification of wheat by plant growth-promoting bacteria

There are already several practices on enhancing minerals uptake and yield of wheat through inoculation of PGPB, as summarized in Table 2. A field study examined the effects of several PGPR strains on wheat yield and nutrient contents (Turan *et al.* 2010). All bacterial inoculations, especially *Bacillus* M-3 significantly increased uptake of Fe in grain, leaf, and straw by 90–105%. A two-year field study at seven locations in India revealed that inoculation of arbuscular mycorrhizal fungi (AMF) and PGPR (*P. jessenii* and *P. synxantha*) increased grain yield by 41% and Fe content by 30%, comparing to uninoculated controls (Mäder *et al.* 2011). Another study with three rhizobacterial strains at fairly high dosage (10<sup>9</sup> CFU/mL) even showed 107–144% increases in the percentage levels of grain Fe (Rana *et al.* 2012). Triple combination of strains *B. megaterium*, *Arthrobacter chlorophenolicus* and *Enterobacter* significantly increased Fe content in grain by 49% under pot condition and 42% under field condition (Kumar *et al.* 2014). However, co-inoculation of *Serratia marcescens*, *Microbacterium arborescens*, and *Enterobacter* sp. increased Fe content in grain by only 16–18% under pot condition and field condition (Kumar *et al.* 2017). Unlike direct application of PGPB, applying PGPB produced siderophore as chemical fertilizers also showed promising results. Significantly increase of grain yield by 45% and Fe concentration in grains by 200% in wheat was recorded when Fe fortified bacterial siderophore was applied (Sharma *et al.* 2019).

However, two points need to be noted here. The first is careful selection of bacterial strains. Even closely related bacteria may have different influence on wheat iron uptake. As reported, contrasting to *P. fluorescens* and *P. aeruginosa*, only siderophore produced by *P. putida* improves Fe availability in wheat (Rasouli-Sadaghiani *et al.* 2014). The

study highlighted the importance of bacterial selection. The second is paying more attention to apply of AMF for improving plant nutrient acquisition. A recent study showed that AMF inoculation had no positive effect on concentrating Zn and Fe in durum wheat grain and may even decrease their bioavailability due to increased phytic acid in grains (Tran *et al.* 2019).

### Concluding remarks

Wheat is one of the staple foods but low in iron in grain. Uptake of iron from soils by wheat root mainly based on the strategy II and is inefficient for human nutritional requirement. However, versatile PGPB evolved different mechanisms for efficient uptake of different forms of iron, mostly by classes of ATP binding cassette transporters. Currently, supplementing soil nutrients by use of chemical fertilizers is the most prevalent approach for getting best yield of crops. However, their use efficiency remains low (Sturz *et al.* 2000). Extensive application of chemical fertilizers subverts the soil ecology, disrupts the environmental balance, degrades soil fertility, contaminates groundwater and thus leads to sever adverse effects on environment and human health (Joshi *et al.* 2006).

Therefore, supplementation with biofertilizers, like PGPB, attracted great interest as it can be an environmentally friendly alternative for increasing wheat yields and grain quality, and sustaining the innate fertility of soils (Rana *et al.* 2012). In fact, inoculation of efficient PGPR not only improved yields, but also influenced minerals concentrations in grains. Therefore, it can be expected that PGPB have a high potential for contributing to food security and for improving nutrition status. Meanwhile, PGPB reduce iron toxicity in wheat when excess iron presented in soils by regulating iron bioavailability in plant rhizosphere and increasing the activities of antioxidant enzymes in plants. However, comprehensive work is still needed to decide the specific strains, bacterial loading dosages, and even delivery approaches during field application.



## Acknowledgements

We thank the China Postdoctoral Science Foundation (No. 2018M642772) for providing financial support.

## References

- Baize D, L Bellanger, R Tomassone (2009). Relationships between concentrations of trace metals in wheat grains and soil. *Agron Sustain Dev* 29:297–312
- Balk J, JM Connorton, Y Wan, A Lovegrove, KL Moore, C Uauy, PA Sharp, PR Shewry (2019). Improving wheat as a source of iron and zinc for global nutrition. *Nutr Bull* 44:53–59
- Beasley JT, JP Bonneau, JT Sánchez-Palacios, LT Moreno-Moyano, DL Callahan, E Tako, RP Glahn, E Lombi, AAT Johnson (2019). Metabolic engineering of bread wheat improves grain iron concentration and bioavailability. *Plant Biotechnol J* 17:1514–1526
- Beasley JT, JP Bonneau, AAT Johnson (2017). Characterisation of the nicotianamine aminotransferase and deoxymugineic acid synthase genes essential to strategy II iron uptake in bread wheat (*Triticum aestivum* L.). *Plos One* 12:1–18
- Braun V and K Hantke (2011). Recent insights into iron import by bacteria. *Curr Opin Chem Biol* 15:328–334
- Brumbarova T, P Bauer, Ivanov (2015). Molecular mechanisms governing Arabidopsis iron uptake. *Trends Plant Sci* 20:124–133
- Christ RA, 1974 Iron requirement and iron uptake from various iron compounds by different plant species. *Plant Physiol* 54:582–585
- Cao Y, F Chen, Y Li, S Wei, G Wang (2015). *Paenibacillus ferrarius* spp nov isolated from iron mineral soil. *Intl J Syst Evol Microbiol* 65:165–170
- Cieschi MT, AY Polyakov, VA Lebedev, DS Volkov, DA Pankratov, AA Veligzhanin, IR Perminova and JJ Lucena (2019). Eco-friendly iron-humic nanofertilizers synthesis for the prevention of iron chlorosis in soybean (*Glycine max*) grown in calcareous soil. *Front Plant Sci* 10:1–17
- Connorton JM, J Balk (2019). Iron biofortification of staple crops: lessons and challenges in plant genetics. *Plant Cell Physiol* 60:1447–1456
- Connorton JM, ER Jones, I Rodriguez-Ramiro, S Fairweather-Tait, C Uauy, J Balk, (2017). Vacuolar iron transporter tavit2 transports Fe and Mn and is effective for biofortification. *Plant Physiol* 174:2434–2444
- Eastman AW, DE Heinrichs, ZC Yuan (2014). Comparative and genetic analysis of the four sequenced *Paenibacillus polymyxa*, genomes reveal a diverse metabolism and conservation of genes relevant to plant-growth promotion and competitiveness. *BMC Genom* 15:851
- Freitas MA, FHV Medeiros, SP Carvalho, LRG Guilherme, WD Teixeira, H Zhang, PW Paré (2015). Augmenting iron accumulation in cassava by the beneficial soil bacterium *Bacillus subtilis* (GBO3). *Front Plant Sci* 6:1–7
- Fukushima T, BE Allred, AK Sia, R Nichiporuk, UN Andersen, KN Raymond (2013). Gram-positive siderophore-shuttle with iron-exchange from Fe-siderophore to apo-siderophore by *Bacillus cereus* yxeB. *Proc Natl Acad Sci USA* 110:13821–13826
- Gopalakrishnan S, S Vadlamudi, S Samineni, CVS Kumar (2016). Plant growth-promotion and biofortification of chickpea and pigeonpea through inoculation of biocontrol potential bacteria, isolated from organic soils. *SpringerPlus* 5:1–11
- Guerinot ML, Y Yi (1994). Iron: nutritious, noxious, and not readily available. *Plant Physiol* 104:815–820
- Guo JH, XJ Liu, Y Zhang, JL Shen, WX Han, WF Zhang, P Christie, KWT Goulding, PM Vitousek, FS Zhang (2010). Significant acidification in major Chinese croplands. *Science* 327:1008–1010
- Hertlein G, S Müller, E Garcia-Gonzalez, L Poppinga, RD Süßmuth, E Genersch (2014). Production of the catechol type siderophore bacillibactin by the honey bee pathogen *Paenibacillus larvae*. *PLoS One* 9:1–12
- Inoue H, T Kobayashi, T Nozoye, M Takahashi, Y Kakei, K Suzuki, M Nakazono, H Nakanishi, S Mori and NK Nishizawa (2009). Rice osy15 is an iron-regulated iron(III)-deoxymugineic acid transporter expressed in the roots and is essential for iron uptake in early growth of the seedlings. *J Biol Chem* 284:3470–3479
- Jeong J, A Merkovich, M Clyne, EL Connolly (2017). Directing iron transport in dicots: regulation of iron acquisition and translocation. *Curr Opin Plant Biol* 39:106–113
- Jin CW, YQ Ye, SJ Zheng (2014). An underground tale: contribution of microbial activity to plant iron acquisition via ecological processes. *Ann Bot* 113:7–18
- Joshi KK, V Kumar, RC Dubey, DK Maheshwari, VK Bajpai, SC Kang (2006). Effect of chemical fertilizer-adaptive variants, *Pseudomonas aeruginosa* GRC2 and *Azotobacter chroococcum* AC1, on *Macrophomina phaseolina* causing charcoal rot of *Brassica juncea*. *Ker J Environ Agric* 25:228–235
- Khabaz-Saberi H, SJ Barker, Z Rengel (2012). Tolerance to ion toxicities enhances wheat (*Triticum aestivum* L) grain yield in waterlogged acidic soils. *Plant Soil* 354:371–381
- Khabaz-Saberi H, Z Rengel, R Wilson, TL Setter (2010). Variation for tolerance to high concentration of ferrous iron (Fe<sup>2+</sup>) in Australian hexaploid wheat. *Euphytica* 172:275–283
- Kobayashi T, NK Nishizawa (2012). Iron uptake, translocation, and regulation in higher plants. *Annu Rev Plant Biol* 63:131–152
- Kumar A, BR Maurya and R Raghuvanshi, VS Meena, IM Tofazzal (2017). Co-inoculation with enterobacter and rhizobacteria on yield and nutrient uptake by wheat (*Triticum aestivum* L) in the alluvial soil under indo-gangetic plain of India. *J Plant Growth Regul* 36:608–617
- Kumar A, BR Maurya and R Raghuvanshi (2014). Isolation and characterization of PGPR and their effect on growth, yield and nutrient content in wheat (*Triticum aestivum* L) *Biocatal Agric Biotechnol*, 3:121–128 Kwok, EY, S Severance and DJ Kosman, (2006). Evidence for iron channeling in the fet3p-ftr1p high-affinity iron uptake complex in the yeast plasma membrane *Biochemistry*, 45:6317–6327
- Lau KY, KD Krewulak, HJ Vogel (2015). Bacterial ferrous iron transport: the feo system. *FEMS Microbiol Rev* 40:273–298
- Lee S, JC Chiecko, SA Kim, EL Walker, Y Lee, ML Guerinot and G An (2009). Disruption of osy15 leads to iron inefficiency in rice. *plants Plant Physiol* 150:786–800
- Lee YH, SJ Jang, JH Han, JS Bae, H Shin, HJ Park, MK Sang, SH Han, KS Kim, SW Han, JK Hong (2018). Enhanced tolerance of Chinese cabbage seedlings mediated by *Bacillus aryabhattai* H26-2 and *B. siamensis* H30-3 against high temperature stress and fungal infections. *Plant Pathol J* 34:555–566
- Li S, X Zhou, J Chen, R Chen (2016). Is there a strategy I Iron uptake mechanism in maize?. *Plant Signal Behav* 13:1–5
- Liu D, Q Yang, K Ge, X Hu, G Qi, B Du, K Liu, Y Ding (2017). Promotion of iron nutrition and growth on peanut by *Paenibacillus illinoisensis* and *Bacillus* spp strains in calcareous soil. *Braz J Microbiol* 48:656–670
- Ludwig Y, IH Slamet-Loedin, (2019). Genetic biofortification to enrich rice and wheat grain iron: from genes to product. *Front Plant Sci* 10:1–10
- Mäder P, F Kaiser, A Adholey, R Singh, HS Uppal, AK Sharma, R Srivastava, V Sahai, M Aragno, A Wiemken, BN Johri, PM Fried, (2011). Inoculation of root microorganisms for sustainable wheat-rice and wheat-black gram rotations in India. *Soil Biol Biochem* 43:609–619
- Masum MMI, L Liu, M Yang, MM Hossain, MM Siddiq, ME Supty, SO Ogunyemi, A Hossain, Q An, B Li (2018). Halotolerant bacteria belonging to operational group *Bacillus amyloliquefaciens* in biocontrol of the rice brown stripe pathogen Acidovorax oryzae. *J Appl Microbiol* 125:1852–1867
- Mathew A, L Eberl, AL Carlier (2014). A novel siderophore-independent strategy of iron uptake in the genus, *Burkholderia* *Mol Microbiol*. 91:805–820
- Miethe M, CG Monteferrante, MA Marahiel, JMV Dijnl (2013). The *Bacillus subtilis* EfeUOB transporter is essential for high-affinity acquisition of ferrous and ferric iron. *Biochim Biophys Acta* 1833:2267–2278
- Mishra V, A Gupta, P Kaur, S Singh, J Singh (2015). Synergistic effects of *Arbuscular mycorrhizal* fungi and plant growth promoting rhizobacteria in bioremediation of iron contaminated soils. *Intl J Phytoremed* 18:697–703

- Nakanishi H, Iogawa, Y, Ishimaru, S, Mori, N, K Nishizawa (2006). Iron deficiency enhances cadmium uptake and translocation mediated by the Fe transporters osirt1 and osirt2 in rice. *J Soil Sci Plant Nutr* 52:464–469
- O'Connor L, JD Fetherston, RD Perry (2017). The FeoABC locus of *Yersinia pestis* likely has two promoters causing unique iron regulation. *Front Cell Infect Microbiol* 7:1–12
- Pereira MP, C Santos, A Gomes, MW Vasconcelos (2014). Cultivar variability of iron uptake mechanisms in rice (*Oryza sativa* L). *Plant Physiol Biochem* 85:21–30
- Pérez-Montañó F, C Alías-Villegas, RA Bellogín, PD Cerro, MR Espuny, I Jiménez-Guerrero, FJ López-Baena, FJ Ollero, T Cubo (2014). Plant growth promotion in cereal and leguminous agricultural important plants: From microorganism capacities to crop production. *Microbiol Res* 169:325–336
- Pi H, JD Helmann (2017). Sequential induction of fur-regulated genes in response to iron limitation in *Bacillus subtilis*. *Proc Natl Acad Sci USA* 114:12785–12790
- Rana A, B Saharan, L Nain, R Prasanna, YS Shivay (2012). Enhancing micronutrient uptake and yield of wheat through bacterial PGPR consortia. *Soil Sci Plant Nutr* 58:573–582
- Rasouli-Sadaghiani MH, MJ Malakouti, K Khavazi, M Miransari (2014). Siderophore Efficacy of Fluorescent *Pseudomonades* Affecting Labeled Iron ( $^{59}\text{Fe}$ ) uptake by Wheat (*Triticum aestivum* L) Genotypes Differing in Fe Efficiency In: *Use of microbes for the alleviation of soil stresses*, pp:121–132 Miransari, M (Ed) Springer Science + Business media, New York, USA
- Raza W, Q Shen (2010). Growth, Fe<sup>3+</sup>, reductase activity, and siderophore production by *Paenibacillus polymyxa* SQR-21 under differential iron conditions. *Curr Microbiol* 61:390–395
- Richardson AE, B José-Miguel, AM McNeill, C Prigent-Combaret (2009). Acquisition of phosphorus and nitrogen in the rhizosphere and plant growth promotion by microorganisms. *Plant Soil* 321:305–339
- Roesti D, R Gaur, BN Johri, G Infeld, S Sharma, K Kawaljeet, M Aragno (2006). Plant growth stage, fertilizer management and bio-inoculation of arbuscular mycorrhizal fungi and plant growth promoting rhizobacteria affect the rhizobacterial community structure in rain-fed wheat fields. *Soil Biol Biochem* 38:1111–1120
- Sah S, N Singh, R Singh, (2017). Iron acquisition in maize (*Zea mays* L) using *Pseudomonas* siderophore. *Biotech* 7:121
- Saier MH (2000). A functional-phylogenetic classification system for transmembrane solute transporters. *Microbiol Mol Biol Rev* 64:354–411
- Segond D, EA Khalil, C Buisson, N Daou, M Kallassy, D Lereclus, P Arosio, FB Abdallah, CNL Roux (2014). Iron acquisition in *Bacillus cereus*: the roles of IIsA and bacillibactin in exogenous ferritin iron mobilization. *PLoS Pathog* 10:1–15
- Setter TL, I Waters, SK Sharma, KN Singh, N Kulshreshtha, NPS Yaduvanshi, PC Ram, BN Singh, J Rane, G McDonald, H Khabaz-Saberi, TB Biddulph, R Wilson, I Barclay, R McLean, M Cakir (2008). Review of wheat improvement for waterlogging tolerance in Australia and India: the importance of anaerobiosis and element toxicities associated with different soils. *Ann Bot* 103:221–235
- Sharma M, V Mishra, N Rau, RS Sharma (2015). Increased iron-stress resilience of maize through inoculation of siderophore-producing *Arthrobacter globiformis* from mine. *J Basic Microbiol* 56:719–735
- Sharma S, S Chandra, A Kumar, P Bindraban, AKSaxena, V Pande, R Pandey (2019). Foliar application of iron fortified bacteriosiderophore improves growth and grain Fe concentration in wheat and soybean. *Ind J Microbiol* 59:344–350
- Sheldon JR, DE Heinrichs (2015). Recent developments in understanding the iron acquisition strategies of gram positive pathogens. *FEMS Microbiol Rev* 39:592–630
- Souza RD, J Meyer, R Schoenfeld, PBD Costa, LMP Passaglia (2015). Characterization of plant growth-promoting bacteria associated with rice cropped in iron-stressed soils. *Ann Microbiol* 65:951–964
- Stevens GA, MM Finucane, LM De-Regil, CJ Paciorek, SR Flaxman, F Branca, JP Peña-Rosas, ZA Bhutta, M Ezzati (2013). Global, regional, and national trends in haemoglobin concentration and prevalence of total and severe anaemia in children and pregnant and non-pregnant women for 1995–(2011). a systematic analysis of population-representative data. *Lancet Glob Health* 1:16–25
- Stevenson B, EE Wyckoff, SM Payne (2016). *Vibrio cholera* FeoA, FeoB, and FeoC interact to form a complex *J Bacteriol* 198:1160–1170
- Sturz AV, BR Christie, J Novak (2000). Bacterial endophytes: potential role in developing sustainable system of crop production. *Crit Rev Plant Sci* 19:1–30
- Sun X, HM Baker, R Ge, H Sun, QY He, EN Baker (2009). Crystal structure and metal binding properties of the lipoprotein MtsA, responsible for iron transport in *Streptococcus pyogenes*. *Biochemistry* 48:6184–6190
- Sun Z, K Liu, J Zhang, Y Zhang, K Xu, D Yu, J Wang, L Hu, L Chen, C Li (2017). IAA producing bacillus alitundinis alleviates iron stress in *Triticum aestivum* L seedling by both bioleaching of iron and up-regulation of genes encoding ferritins. *Plant Soil* 419:1–11
- Takahashi R, Y Ishimaru, T Senoura, H Shimo, S Ishikawa, T Arao, H Nakanishi, NK Nishizawa (2011). The osnramp1 iron transporter is involved in Cd accumulation in rice. *J Exp Bot* 62:4843–4850
- Temtrirath K, K Okumura, Y Maruyama, B Mikami, K Murata, W Hashimoto (2017). Binding mode of metal ions to the bacterial iron import protein EfeO. *Biochem Biophys Res Commun* 493:1095–1101
- Tran BTT, TR Cavagnaro, SJ Watts-Williams (2019). *Arbuscular mycorrhizal* fungal inoculation and soil zinc fertilisation affect the productivity and the bioavailability of zinc and iron in durum wheat In: *Mycorrhiza*, Vol 29, pp, 445–457 Epub ahead of print doi:10.1007/s00572-019-00911-4
- Turan M, M Gulluce, R Cakmakci, T Oztas, F Sahin (2010). The Effect of PGPR Strain on Wheat Yield and Quality Parameters In: *19<sup>th</sup> World Congress of Soil Science: Soil Solutions for A Changing World*, pp:1–6 Brisbane, Australia
- Verma P, AN Yadav, KS Khannam, S Kumar, AK Saxena, A Suman (2016). Molecular diversity and multifarious plant growth promoting attributes of bacilli associated with wheat (*Triticum aestivum* L) rhizosphere from six diverse agro-ecological zones of India. *J Basic Microbiol* 56:44–58
- WHO (2016) Micronutrient deficiency: iron deficiency anaemia <http://www.who.int/nutrition/topics/ida/en>
- Yaseen M, T Abbas, MZ Aziz, A Wakeel, H Yasmeen, W Ahmed, A Ullah, M Naveed (2018). Microbial assisted foliar feeding of micronutrients enhance growth, yield and biofortification of wheat. *Intl J Agric Biol* 20:353–360
- Xie J, H Shi, Z Du, T Wang, X Liu, S Chen (2016). Comparative genomic and functional analysis reveals conservation of plant growth promoting traits in *Paenibacillus polymyxa* and its closely related species. *Sci Rep* 6:1–12
- Yasin M, AF El-Mehdawi, A Anwar, EAH Pilon-Smits, M Faisal (2015). Microbial-enhanced selenium and iron biofortification of wheat (*Triticum aestivum* L) - applications in phytoremediation and biofortification. *Intl J Phytoremed* 17:341–347
- Zhang XY, X Zhang, Q Zhang, XX Pan, LC Yan, XJ Ma, WZ Zhao, XT Qi, LP Yin (2017). *Zea mays* Fe deficiency-related 4 (ZMFDR4) functions as an iron transporter in the plastids of monocots. *Plant J* 90:147–163
- Zhao FJ, YH Su, SJ Dunham, M Rakszegi, Z Bedo, SP McGrath, PR Shewry (2009). Variation in mineral micronutrient concentrations in grain of wheat lines of diverse origin. *J Cereal Sci* 49:290–295
- Zhou C, L Zhu, J Guo, X Xiao, Z Ma, J Wang (2019). *Bacillus subtilis* STU6 ameliorates iron deficiency in tomato by enhancement of polyamine-mediated iron remobilization. *J Agric Food Chem* 67:320–330
- Zhou C, J Guo, L Zhu, X Xiao, Y Xie, J Zhu, Z Ma, J Wang (2016). *Paenibacillus polymyxa* BFKC01 enhances plant iron absorption via improved root systems and activated iron acquisition mechanisms. *Plant Physiol Biochem* 105:162–173
- Zhou GW, XR Yang, JQ Su, BX Zheng, YG Zhu (2018). *Bacillus ferrooxidans* spp nov, an iron(II)-oxidizing bacterium isolated from paddy soil. *J Microbiol* 56:472–477
- Zimin AV, D Puiu, R Hall, S Kingan, BJ Clavijo, SL Salzberg (2017). The first near-complete assembly of the hexaploid bread wheat genome, *Triticum aestivum*. *GigaScience* 6:1–7